


INICELL® = EVOLUTIONARY

FASTER OSSEOINTEGRATION

INICELL represents the next development of the sandblasted and thermal acid-etched Thommen surface. The superhydrophilic surface of INICELL is produced chairside with an imaginative conditioning system, Apliquiq:

- Increased surface energy and improved wettability (Tugulu 2009 & 2010).
- Homogeneous wetting of the implant with blood and activation of thrombocytes (Milleret 2011).
- Thicker fibrin network (Milleret 2011).

INICELL, for higher bone-to-implant contact and greater implant stability in the early healing phase (Vasak 2013, Stadlinger 2009 & 2012).



Wetting experiment with a SPI®ELEMENT Implant with unconditioned surface (left) and INICELL (right)

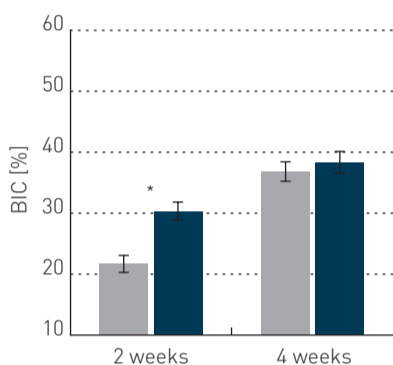
INICELL® = BEST OF THE BEST

UNRIVALED RELIABILITY

Improved osseointegration in the early healing phase (Calvo, 2010):

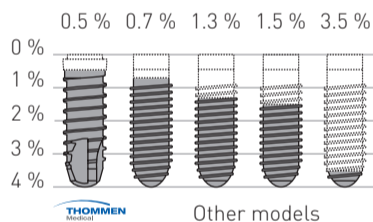
- 40 % higher buccal bone-to-implant contact (BIC) in the early healing phase.
- Higher implant stability.
- More safety in the healing phase.

FASTER OSSEOINTEGRATION



- Unconditioned Thommen surface
- INICELL (conditioned surface)
- * Statistically significant (p<0.001)

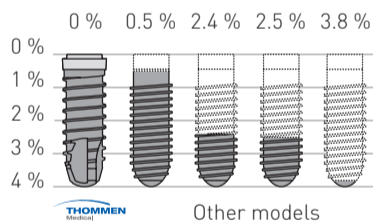
EARLY FAILURE RATE



A follow-up study (Le Gac, Grunder 2015) of almost 3,000 Thommen implants was conducted that spanned up to 6 years, documenting these results:

- An early failure rate of 0.5 % and a late failure rate of 0 % was achieved.
- The results achieved by the Thommen implants exceeded not only the average retrospective outcomes in an analysis by the Swedish National Register published at the end of 2014 (Derks, 2014), but also the results of the implant model with the lowest failure rates in this study.
- In a comparison of the two implant models studied (unconditioned and INICELL), the superhydrophilic INICELL surface performed statistically significantly better, thus illustrating the reliability which can be achieved with the INICELL surface in the early healing phase.

LATE FAILURE RATE



INICELL = SECURITY FROM THE START

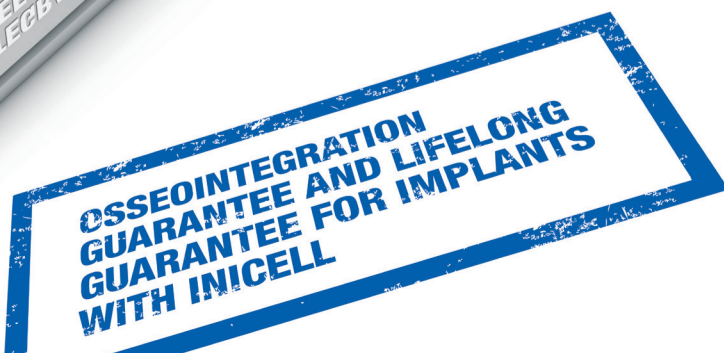
- Low early failure rate of 0.5 % (Le Gac, Grunder 2015).
- Fewer early failures than the best in class (Derks, 2014).
- Shorter healing times for patients with poor bone quality (type III and IV) (Held, 2014).
- A safe and predictable treatment option after only three weeks (Hinkle, 2014).

INICELL® = GUARANTEED

THE THOMMEN MEDICAL GUARANTEE*

- Healing guarantee and lifelong guarantee for INICELL implants.
- 10-year guarantee for prosthetic components.
- Guarantee for instruments.

* Conditions to the Thommen Medical Guarantee may apply (www.thommenmedical.com)



INICELL® – THE THOMMEN IMPLANT SURFACE



APLIQUIQ® – THE FAST AND EFFECTIVE CONDITIONING SYSTEM FOR INICELL



1 Push in the cartridge

2 Shake 5 times

3 Remove the implant

4 Remove the healing cap

REFERENCES

Pre-clinical:

- Calvo-Guirado JL, Ortiz-Ruiz AJ, Negri B, López-Marí L, Rodríguez-Barba C, Schlottig F. Clinical Oral Implants Research 21, no. 3 (2010): 308-15.
- Milleret V, Tugulu S, Schlottig F, Hall H. European Cells and Materials 21 (2011): 430-44.
- Stadlinger B, Lode AT, Eckelt U, Range U, Schlottig F, Hefti T, Mai R. Journal of Clinical Periodontology 36, no.10 (2009): 882-891.
- Stadlinger B, Ferguson SJ, Eckelt U, Mai R, Lode AT, Loukota R, Schlottig F. The British Journal of Oral & Maxillofacial Surgery 50, no. 1 (2012): 74-9.
- Tugulu S, Löwe K, Scharnweber D, Schlottig F. Journal of Materials Science Materials in Medicine 21, no.10 (2010): 2751-2763.
- Tugulu S, Hall H, Schlottig F. Clinical Oral Implants Research 20, no.9 (2009): 1024-25 (poster no.376).
- Vasak C, Busenlechner D, Schwarze UY, Leitner HF, Munoz Guzon F, Hefti T, Schlottig F, Gruber R. Clinical Oral Implants Research 25, no.12 (2014) 1378-85.

Clinical:

- Derks J, Håkansson J, Wennström JL, Tomasi C, Larsson M, Berglundh T. JDR March 94 no.3 suppl (2015): 44-51.
- Held U. Zahnärztl Impl 30, no.2 (2014): 134-142.
- Held U, Rohner D, Rothamel D. Head and Face Medicine 9, no.37 (2013):1-9.
- Hinkle RM, Rimer SR, Morgan MH, Zeman P. Journal of Oral and Maxillofacial Surgery 72 no. 8 (2014): 1495-1502.
- Le Gac O, Grunder U. Dentistry Journal, no 3 (2015):15-23.
- van Eekeren P, Tahmaseb A, Wismeijer D. Clinical Oral Implants Research 0, (2015):1-6.

THOMMEN MEDICAL AG

Neckarsulmstrasse 28 | 2540 Grenchen | Switzerland
Tel. +41 61 965 90 20 | Fax +41 61 965 90 21
info@thommenmedical.com

SUBSIDIARIES/NATIONAL DISTRIBUTORS

USA/Canada

Thommen Medical USA L.L.C.
1375 Euclid Avenue | Suite 450 | Cleveland OH 44115 | USA
Tel. +1 866 319 9800 (toll free) | Fax +1 216 583 9801
info.us@thommenmedical.com
orders.us@thommenmedical.com

“EXTRAORDINARY HEALING IN EVERY TYPE OF BONE.”

DR. CLAUDE ANDREONI /
DR. THOMAS MEIER,
ZURICH

Your contact person



INICELL® – THE THOMMEN IMPLANT SURFACE

